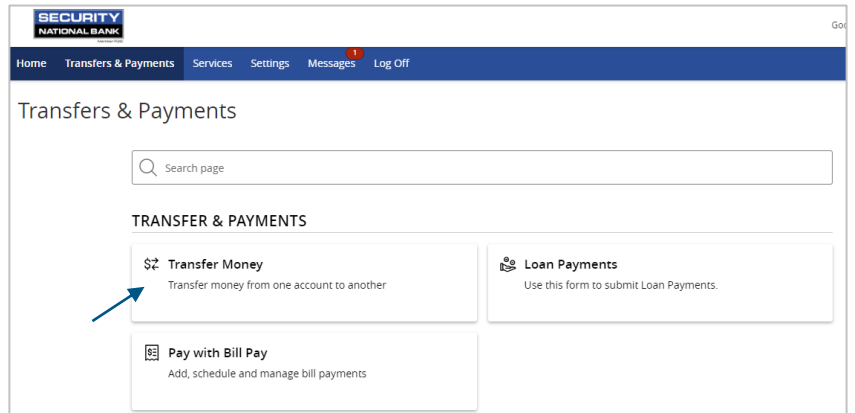
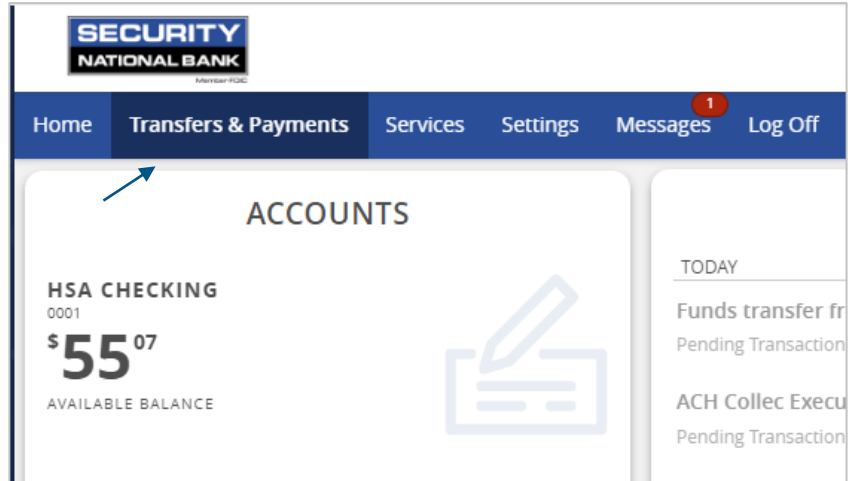




1. From the Home Page, select 'Transfers & Payments' and then the 'Transfer Money' tile.



Questions? Please call our Customer Care Center toll-free at 855-614-4061.



2. Select a 'From' account.
3. Select a 'To' account.
4. Enter a dollar amount.
5. Choose "Frequency"
6. Select a "Transfer Date" for the transaction.
7. Enter a memo for the transaction. (Optional)
8. Click 'Transfer Funds' to complete the transaction.

Funds Transfer ⓘ

From Account

To Account

Amount
\$

Frequency

Transfer Date ⓘ

Memo (optional)

Transfer Funds

NOTE: To setup a recurring transfer, follow the steps in the 'Recurring Transfers' section beginning on the next page.


Questions? Please call our Customer Care Center toll-free at 855-614-4061.



Recurring Transfers

1. Follow steps 1 through 4 above.
2. In the 'Frequency' field, select the desired frequency from the drop-down menu.
3. Select the 'Start Date'
4. Select the desired 'Repeat Duration'.
 - a. Forever (Until I Cancel)
or
 - b. Until Date (Set an End Date)
5. Add a 'Memo' for the transaction. (Optional)
6. Click 'Transfer Funds' to complete the transaction.

Frequency

1st of the month 

One time transfer


1st of the month


Last day of the month


1st & 15th of the month

15th & last day of the month

Weekly

Start Date 

9/11/2024 

 Transfers falling on a Sunday or banking holiday will be processed the following business day.

Repeat Duration

Forever (Until I Cancel)

Until Date (Set An End Date)

Memo (optional)

Transfer Funds

Questions? Please call our Customer Care Center toll-free at 855-614-4061.