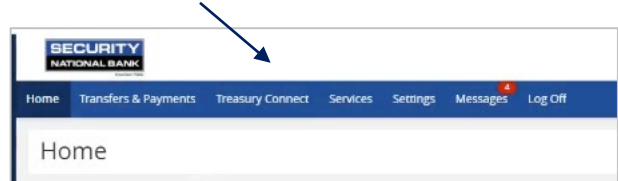








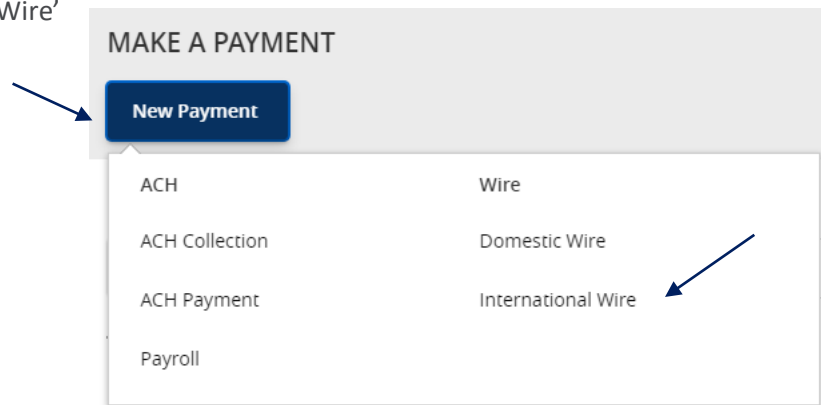
1. Click on 'Treasury Connect', then select the 'Payments' tile.



PAYMENTS & COLLECTIONS

| | |
|--|--|
|  Payments An advanced workflow to send wires, ACH, and other payments |  Positive Pay QuickView Validate check payments & automate check processing |
|  Positive Pay Validate check payments and ACH transactions |  Tax Payments Pay federal or state taxes |

2. Select 'New Payment' and then 'International Wire' from the dropdown menu.



Questions? Please call our Treasury Operations Team at 877-686-3590.



3. Select the Subsidiary from the drop down, if more than one is available.

4. Select the Account from the next drop down. If the account number is not listed, type in the last 4 digits to search

Select the Date of the wire. Same day wires may be submitted until 4 pm Central Time. Any wires input after that time will default to the next business day.

5. Select Set Schedule to set up a recurring schedule for the wire (optional)

Origination Details

From Subsidiary
Premium Treasury Connect Company

Process Date ⓘ

Account
Search by name or number

Recurrence
None

Schedule Recurring Transaction

How often should this transaction repeat?

1st Of The Month Every Other Week

Last Day Of The Month Monthly

1st & 15th Of The Month Quarterly

15th & Last Day Of The Month Semi-Annually

Daily (Monday - Friday) Yearly

Weekly

When should this transaction stop?

On/Before Date

After occurrence(s)

Forever (Until I Cancel)

Cancel Set Recurring Transaction

Questions? Please call our Treasury Operations Team at 877-686-3590.



6. Select the recipient from the Recipient Drop down and input the amount of the wire.
7. For International Wires the currency will Default to US Dollars. For any Foreign Currency Wires please contact the Wire Desk at 402-449-0987 between the hours of 8:30am-5:30pm CT.
8. Input the Purpose of the Wire. This is a required field and will stay internal to the bank. Any information that will need to travel with the wire should be added under Optional Wire information.
9. Review all information for accuracy. Then select 'Draft' or 'Approve' to complete the process.

This payment is valid.

Wire Details

Recipient/Account
Test International Wire
SWIFT/BIC: CITIM/MPYM 124156487498

Currency
USD - U.S. Dollar

Enter amount in: USD
Amount: \$ 1.00

Notify Recipient [Show Details](#)

Purpose Of Wire
Test Wire Payment

OPTIONAL WIRE INFORMATION

Message to Beneficiary
Invoice Number 234

Description

Cancel **Draft** **Approve**

Questions? Please call our Treasury Operations Team at 877-686-3590.