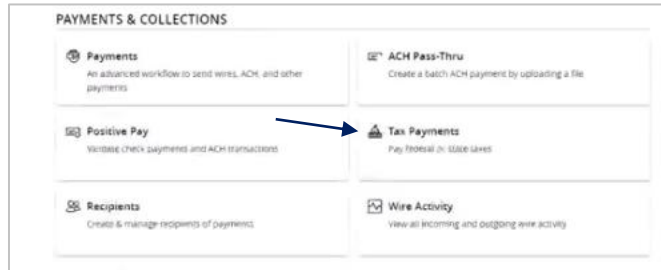
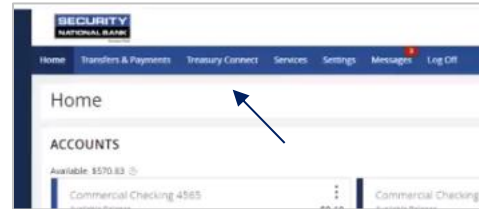


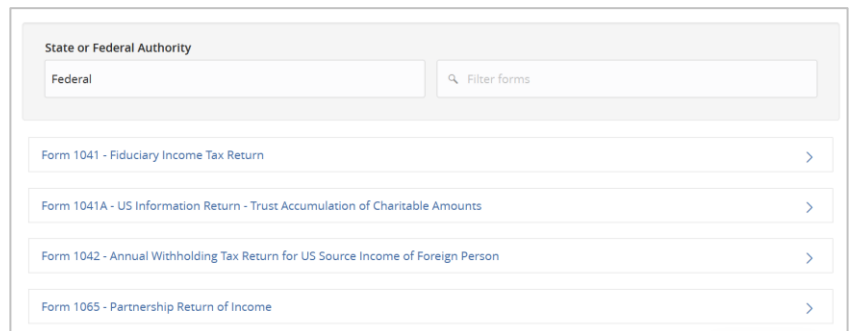


Select 'Treasury Connect' and then the 'Tax Payments' tile.



## Federal Tax Payments

1. Select 'Federal' in the 'State or Federal Authority' drop down menu.
2. Select the desired tax form.



Questions? Please call our Customer Care Center toll-free at 855-614-4061.



3. Complete all required fields in the form.
4. Review the information on the screen for accuracy and then select 'Approve' to authorize the payment or 'Draft' to initiate.

Back

### Federal Taxes

Form 1041 - Fiduciary Income Tax Return

From Subsidiary	Tax ID	From Account
The ABC Corporation	111111111	... Select From Account ...
Payment Amount	Payment Effective Date	
\$0.00	[Calendar]	
Tax Type	Tax Period End Date	To Account Routing Number
... Select Payment Type ...	[Calendar]	061036000
To Account		
23401009		

Cancel Draft Approve

## State Tax Payments

1. Select Nebraska from the drop-down menu.
2. Select the desired tax form.

### Tax Payments

State of Federal Authority: Nebraska

Filter forms

- Corporation Income Tax - Estimated
- Income Tax Withholding
- Sales & Use Tax (Category 1)

3. Complete all required fields in the form.
4. Review the information on the screen for accuracy and then select 'Approve' to authorize the payment or 'Draft' to initiate.

### Nebraska State Taxes

Corporation Income Tax - Estimated

From Subsidiary	Nebraska ID	Taxpayer Verification (optional)
Eneubanc, Test Company	470485329	
From Account	Payment Amount	Payment Effective Date
... Select From Account ...	\$ 0.00	[Calendar]
Tax Period End Date	To Account Routing Number	To Account
[Calendar]	021962763	71912254

Cancel Draft Approve

Questions? Please call our Customer Care Center toll-free at 855-614-4061.